



# FRONT LINKAGE

**FS-4**





## FRONT LINKAGE

# FS-4

Since more than 35 years HAUER develops and produces front linkages for agriculture, forestry and municipal administration. They form the basis for the front linkage series "FS-4".

Our technical know-how and the experience from customers are a perfect symbioses.

The front linkage "FS-4" impresses through a robust construction, excellent lifting forces, high reliability and universal applicability. This is mainly due to the optimal design.

The coupling brackets, which are fixed on the tractor with screws, serve for fastening the front linkage. Those are either parkable with locking bolts or screwed tightly with the coupling brackets.

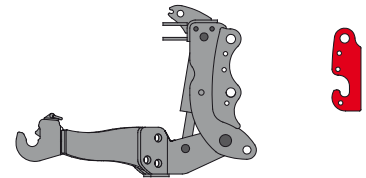
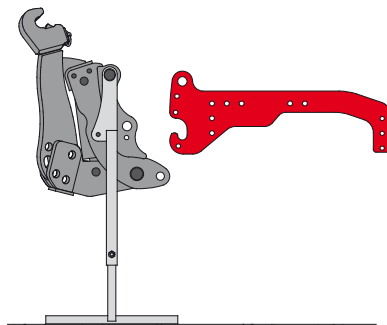
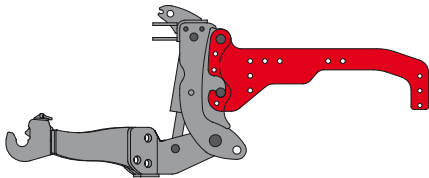


### Design:

The front linkage "FS-4" consists of 2 components: the front linkage and the coupling brackets. Through this separation in construction it is possible to offer two possibilities. One with the coupling brackets – a fixed screwed

version and a parkable variant. With this second possibility the front linkage is mounted on the coupling brackets with big dimensioned bolts. Therefore it can be demounted easily with parking props.

Consequently the front linkage can also be used on a second tractor. Then only the coupling brackets and hydraulic hoses are required.



The coupling brackets are also available as short version for self mounting on the tractor.

- **robust**
- **powerful**
- **universal**

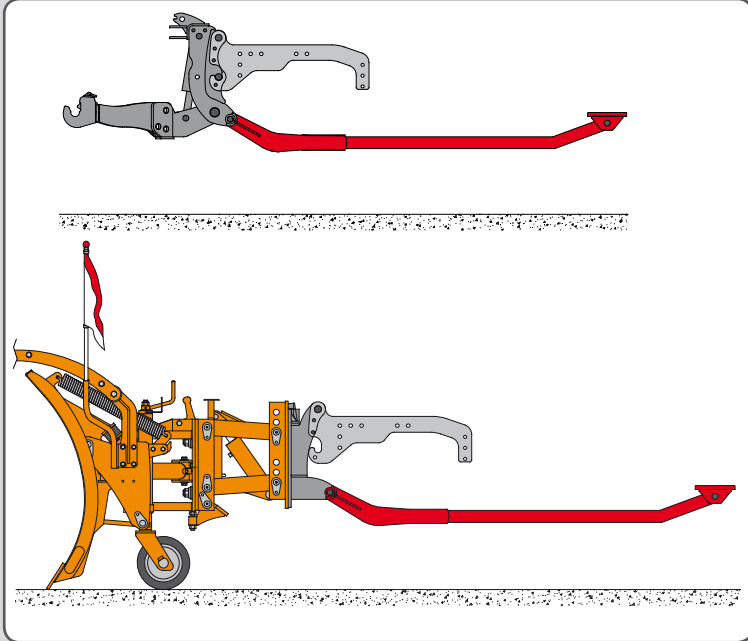
When fitting the front linkage on the respective tractor type, there was put special emphasis on maintenance on the steering level and swivel range.

In order to ensure highest possible stability, the construction of the coupling bracket reaches up to the clutch housing of the machine.

## Attachment variants:

### Support Beam:

When working with particularly heavy front implements or for snow clearing, a support beam can be mounted as an option. The mounting holes for this are already present as standard. The same support is also employed for the snow-plough coupling plate.



**Combination attachment parts with snow plough coupling plate:** The universal capability of the "FS-4" is evident by the possibility of mounting a snow plough coupling plate to the combination attachment parts when front linkage is removed.

One attachment part for using two products - an innovative and economical solution!

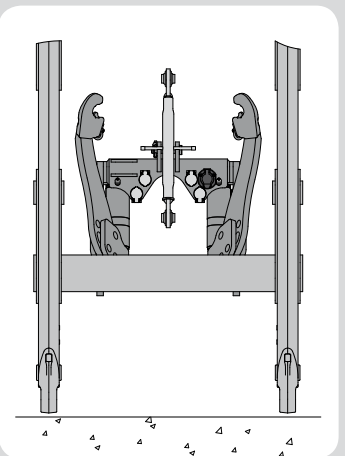
## Front p.t.o. shafts:

Optimally suited to our front lifting mechanisms, we supply high-quality front p.t.o. shaft drives as an option. The supply programme covers tractor types from 50 to 300 HP. The transmission housings are equipped with a wet multiple-disc clutch and an integrated oil pump. No oil supply is therefore necessary.



The inclined lower control arms are situated closely to the front linkage during folding-up.

Because of this, the mounted front loader can be lowered without any obstruction!



# FS-4

## Serial equipment:

- ◆ lower control arm foldable and removeable
- ◆ Walterscheid quick couplings
- ◆ pendulum compensation, lockable
- ◆ double acting lifting cylinder
- ◆ ball-joint bearings at the cylinders
- ◆ shut-off valve
- ◆ integrated coupling device
- ◆ upper control arm
- ◆ drillings for support beam refitting
- ◆ internal hydraulic supply (for fix mounting)
- ◆ preparation for lighting-socket
- ◆ preparation for additional lines in the cross-pipe
- ◆ preparation for electrical telecontrol of the front linkage



## Optional equipment:

- ◆ parking props
- ◆ additional lines in the cross pipe integrated (for fix mounting)
- ◆ lighting socket
- ◆ electrical telecontrol of the front linkage (electrical preparation on the tractor has to be existing)
- ◆ multi-function valve for lifting cylinder, double acting / single acting
- ◆ hydraulic accumulator – shock absorption
- ◆ support beam
- ◆ holder plates for mower relief springs



## Technical data:

type	category hook	lifting force	up to PS	cylinder	weight
FS-4 28	$\frac{2^*}{2}$	2800 kg	110	80/35	165 kg
FS-4 48	$\frac{2}{3}$	4800 kg	190	90/35	186 kg

\*on request Kat 1

Specifications are approximate and not binding – they can vary depending on the equipment. Technical data is subject to change.



The pictures shown in the folder can differ from serial equipment.

© by Hauer 7/2012

## FRANZ HAUER GMBH & CO KG

A-3125 Statzendorf, Werksstraße 6

Tel.: +43 / (0)2786 / 7104-0

Fax: +43 / (0)2786 / 7104-15

e-mail: info@hfl.co.at; Internet: www.hfl.co.at

